





## STANDING SEAM

Additional profiles available



**1-1/2" Snaplock**



**1" or 1-1/2" Mechanical Lock**